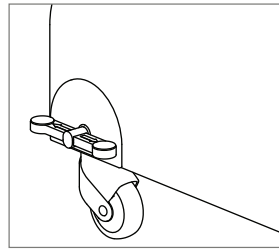


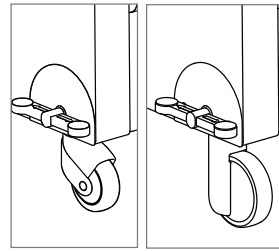
Q3 | 3" Dual Wheel Central Lock Caster (Non-Directional)**

The Q3 Caster Lock Feature is controlled by a 2-position lever located at the front of the chair on the left arm facing. Lever locks three casters. This feature is non-directional and does not aid in steering. Casters are 3" dual wheel.



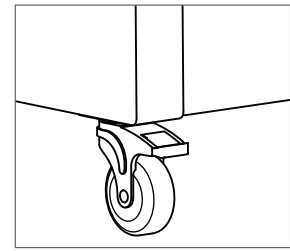
S4 | 4" Single Wheel Lock & Steer Caster

The 2-Caster Lock and Steer (S4) feature is controlled by a three position lever located at the rear of the chair on the left arm facing. Lever controls rear casters only.



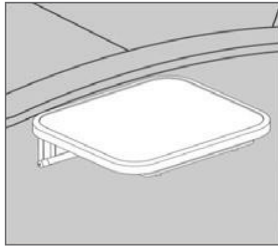
Q4 | 4" & Q5 | 5" Single Wheel Central Lock & Steer Caster**

The Central Lock and Steer (Q4 & Q5) feature is controlled by a three position lever located at the front of the chair on the left arm facing.



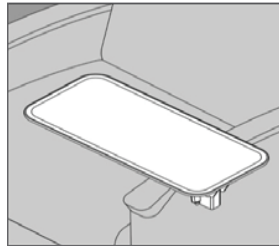
Swivel Locking Casters (SS4)

Recliners are standard with (3) 4" swivel locking casters and (1) 4" rigid locking caster located in the front of the recliner. Optional swivel locking caster can be exchanged for rigid locking caster.



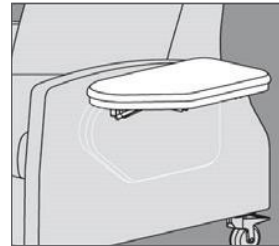
Folding Side Tray (FST)

Folding Side Tray is mounted on the right side (facing). The small FST measures 12" L x 10-5/8" W and the large FST measures 17" L x 10-5/8" W. When tray is in fold down position, it extends 2-1/2" from the chair arm.



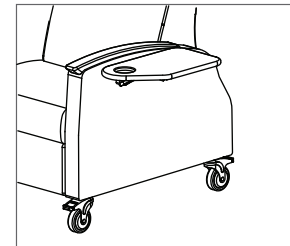
Folding Side Tray (TSL1/TSR1)

Side Trays can be mounted to the left, right, or both sides of the chair. Side Tray measures 23" L x 10 5/8" W. When tray is in fold down position, it extends 4" from chair arm. Standard: Opposite of the Handle Side



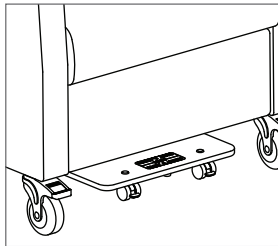
Padded Folding Side Tray (PLFST)

The PLFST is upholstered allowing patients to comfortably rest their arms during treatment. It measures 17" L x 10-5/8" W. When, in fold down position, tray extends 2-1/2" from side of arm. PLFST requires 1 yard of fabric.



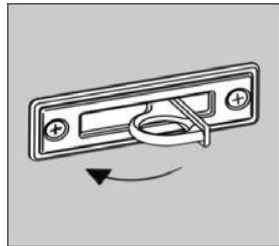
Side Tray with Cup Holder (LFSTRCH)

Side Trays can be mounted to the left, right, or both sides of the chair. Side Tray measures 23" L x 10 5/8" W. When tray is in fold down position, it extends 4" from chair arm. Standard: Opposite of the Handle Side



Foot Tray (FT)

Pull out foot tray easily slides out to support patient's feet for added comfort. (Not intended as a step.)




Foley Bag Holder (FBH)

Accommodates Foley bags and other drainage bags and closes flush with chair when not in use. Located on opposite arm from the handle toward the front of the chair.



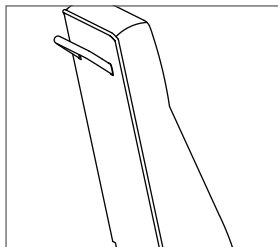
Wrist Restraint (WR)

Located on both sides of the outside arms of medical recliners. Accommodates wrist restraints.



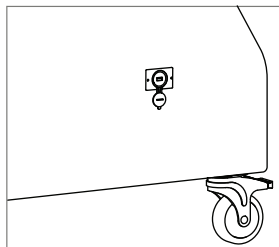
Additional Quick Release Accessory Bracket (QR)

The Quick Release Bracket is mounted into metal insert nuts and used with the IV Pole and Side Tray. (Can be placed on either side)



Edge Guard

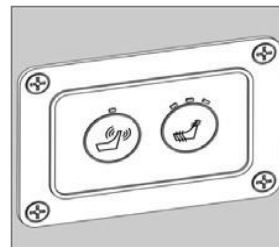
Mobile medical recliners feature a standard plastic edge guard around the back of the recliner to protect the chair from minor abrasions.



Hospital Grade Power (USB)

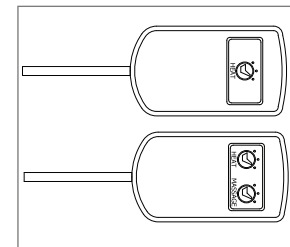
IEC-60601 certified. The USB port offers a rubber plug that can be inserted into the USB connection to provide protection during cleaning. Standard right side facing.

*Offered on medical recliners only



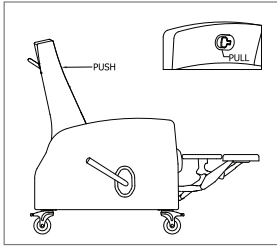
Heat/Heat & Massage Recliners

Heat (H) and Heat & Massage (HM) Control is located on the inside left arm (facing). Heat temperature is 97 Degrees Low to 105 Degrees High.

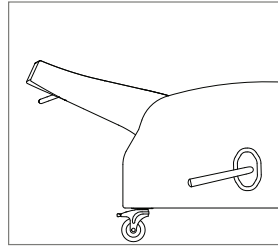


Heat/Heat & Massage Wand

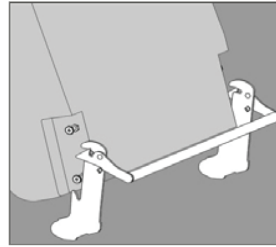
Heat (HW) and Heat & Massage (HMW) Wand is located on the seat. Heat temperature is 97 Degrees Low to 105 Degrees High.



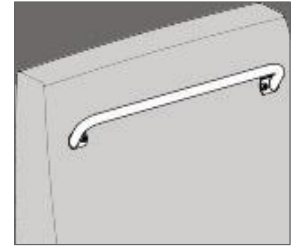
Infinite Position Locking Back Lever
 Infinite Position Locking Back lever allows patient/caregivers to lock back in any recline position. Locking Back Lever is located on the inside of the left arm (facing) on select models. Locking Back Lever is located on the outside of the left arm (facing) on Dual Lateral Transfer Arm models.



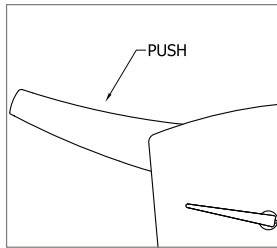
Infinite Position Non-Locking Back
 Patients can adjust seating and back positions to their exact preferences through simple body movement.



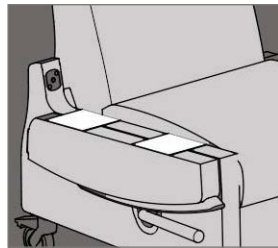
Quick Removable Back
 Medical recliners are standard with removable back for easy cleanability for infectious disease control on select models.



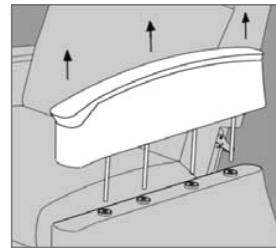
Push Bar
 Mobile medical recliners feature push bar for ease of movement.



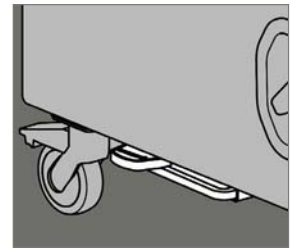
Room Saver Back
 Room Saver recliners sits within 6" of the wall & still fully reclines to 155 degrees. Patients/visitors can adjust seating and back positions to their exact preferences through simple body movement.



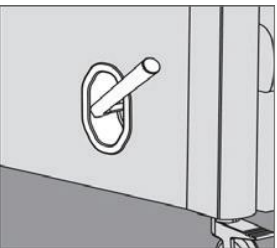
Patient Transfer Arm | Fold Down Arm
 The Patient Transfer (fold down) Arm is located on the Right Side (facing), Left Side (facing), or both sides. Refer to individual product pages for list of available options. When arm is in down position, add 4" to the overall width of the chair. Hinge cover is not available on rocker recliners. **Not available on the Harmony Recliners



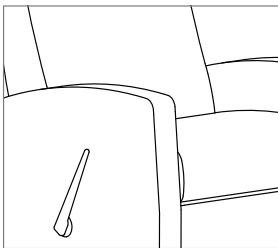
Patient Transfer Arm Removable Arm
 Removable Right Arm (facing) allows for lateral transfer of patient. Refer to individual product pages for list of available options.



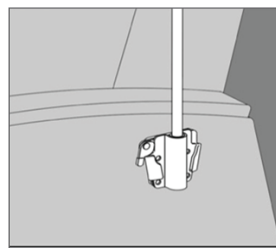
Trendelenburg Option (TE)
 Trendelenburg allows an additional 10° pitch. The Trendelenburg lever is conveniently located on both sides of the recliner.



450, 550, 650, & 750 Series Recliner Handle
 Recliners are standard with left side (facing) black handle. Recliner handle assists weakened occupants with footrest elevation. No need to push on back to open recliner footrest.



350 Series Recliner Handle
 Recliners are standard with left side (facing) black handle. Recliner handle assists weakened occupants with footrest elevation. No need to push on back to open recliner footrest.

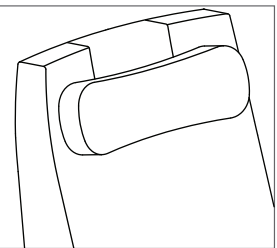


IV Pole and Bracket (IV/DP)
 IV pole and bracket are positioned on the recliner arm (right side facing) toward the back of the chair. Dual IV Poles (DP) also available.




LiquiCell® is an option on all Durable® 650 & 750 Series recliner offerings.


LiquiCell® is a medical technology that protects skin tissues from being stretched and torn, thereby optimizing blood flow. This ultra-thin cell contains a liquid that is in constant motion allowing the body to glide or float with an object. This means greater long-term comfort due to lessened body aches, pain and fatigue.




Adjustable Headrest Pillow (AHP)
 Adjustable Headrest Pillow, made out of memory foam, gives additional comfort to a patient or visitor. Adjustable Headrest Pillow requires 1 yard of fabric.



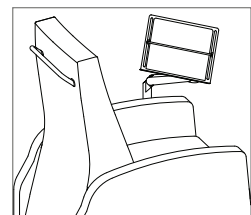
Adjustable Back Pad E Style (ABP-E)
 Adjustable Back Pad, made out of memory foam, gives additional comfort to a patient or visitor. The E Style of the Adjustable Back Pad will be selected for all EV recliner models (not including wingback options). Adjustable Back Pad price is based on fabric grade number.



Adjustable Back Pad R Style (ABP-R)
 Adjustable Back Pad, made out of memory foam, gives additional comfort to a patient or visitor. The R Style of the Adjustable Back Pad will be selected for all Rema, Kadia Mod, Kadia Luxe, Harmony, and EV Wingback recliner models. Adjustable Back Pad price is based on fabric grade number.



Monitor Arm (MR/L)



Monitor Arm with Removable Tray (MTR/L)